

UNIVERSITY OF HOUSTON SYSTEM
Special Called Board of Regents Meeting
8:30 a.m. – 10:30 a.m.
October 12, 2012

AGENDA

UNIVERSITY OF HOUSTON SYSTEM SPECIAL CALLED BOARD OF REGENTS MEETING

DATE: Friday, October 12, 2012

TIME: 8:30 a.m.

PLACE: Hilton University of Houston Hotel
Conrad Hilton Ballroom and/or Flamingo Room, Second Floor
4800 Calhoun
Houston, Texas 77204

Chair: Nelda Luce Blair
Vice Chair: Jarvis V. Hollingsworth
Secretary: Tilman J. Fertitta

I. Board of Regents Meeting

A. Call to Order

B. Approval is requested of the Committee Members and their appointment terms for the System-wide Art Acquisition Committee (SWAAC) – University of Houston System BOR-B1-6

Action: Approval

C. Request for Approval of the Annual Purchase of Programming from Public Broadcasting Services – University of Houston BOR-C7-9

Action: Approval

D. Request for Approval of the Annual Purchase of Programming from National Public Radio – University of Houston BOR-D10-11

Action: Approval

E. Approval of Intercollegiate Athletics Addition of Women's Golf to Sponsored Sports List for the University of Houston – University of Houston BOR-E12-17

Action: Approval

II. Executive Session

1. Section 551.071 – Consultation with System Attorneys
2. Section 551.072 – Deliberations Concerning Purchase, Lease or Value of Real Property
3. Section 551.073 – Deliberations about Negotiated Contracts for Prospective Gifts or Donations
4. Section 551.074 – Personnel Matters, Including Appointment, Evaluation or Dismissal of Personnel

III. Report and Action from Executive Session

IV. Board of Regents Retreat

V. Immediately following the end of the business meeting at 8:30 a.m.

NOTE: This meeting will be moved to the Flamingo Room, Second Floor of the Hilton University of Houston Hotel, 4800 Calhoun, Houston, TX 77204

- F. Accountability and Performance Review of the University of Houston System and Its Institutions – University of Houston System BOR – F18-28

Action: Information

- G. Office of Advancement Update and Activities – University of Houston System BOR – G29-42

Action: Information


- H. Discussion of the University of Houston System Strategic Direction – University of Houston System BOR – H43

Action: Information

- I. Office of Government Relations Update and Activities – University of Houston System BOR – I44

Action: Information

VI. Recess



**UNIVERSITY OF HOUSTON SYSTEM
BOARD OF REGENTS**

**BOARD ITEMS
SUBMITTED FOR**

**BOARD OF REGENTS
MEETING**

Friday, October 12, 2012

**UNIVERSITY OF HOUSTON SYSTEM
BOARD OF REGENTS AGENDA**

COMMITTEE:

ITEM: Approval is requested of the Committee members and their appointment terms for the System-wide Art Acquisition Committee (SWAAC).

DATE PREVIOUSLY SUBMITTED:

SUMMARY:

Approval is requested of the Committee members and their appointment terms for the System-wide Art Acquisition Committee (SWAAC).

The recommended Committee members and their terms were chosen per SWAAC's policy.

FISCAL NOTE: N/A

SUPPORTING DOCUMENTATION: System-wide Art Acquisition Committee (SWAAC) Appointment Recommendations

**RECOMMENDATION/
ACTION REQUESTED:** Approval

COMPONENT: University of Houston System



EXECUTIVE VICE CHANCELLOR

Carl Carlucci

9/28/2012
DATE



CHANCELLOR

Renu Khator

10/2/12
DATE

University of Houston System-wide Art Acquisition Committee (SWAAC)

2012 Appointment Recommendations

University of Houston System Board of Regents Appointment (Two representatives)

Nandita Berry, Regent, UHS Board of Regents (two-year term)

Locke Lord Bissell & Liddell, LLP

Nandita Venkateswaran Berry was appointed to the University of Houston System Board of Regents in 2009 by Governor Rick Perry and will serve through August 31, 2015. This would be Regent Berry's second appointment to SWAAC.

She is Senior Counsel with Locke Lord Bissell & Liddell LLP, a full-service, national law firm with a vast geographic scope, and a national reputation in complex litigation, regulatory and transactional matters. She has practiced corporate and securities law as in-house counsel for El Paso Corporation, which owns North America's largest interstate natural gas pipeline system, and is one of North America's largest independent natural gas producers.

Born in Hyderabad, India, Nandita has a Bachelor of Arts degree from Mt. Carmel College, Bangalore, India. She graduated from the University of Houston with a B.A. in 1991 and from the University of Houston Law Center with a Juris Doctorate in 1995.

Welcome Wilson Jr., Regent, UHS Board of Regents (two-year term)

President and CEO, GSL Welcome Group

Welcome W. Wilson, Jr., was appointed to the University of Houston System Board of Regents by Governor Rick Perry in 2011 and will serve through August 31, 2017. For fiscal year 2011-2012, Regent Wilson will serve as vice chair of the Facilities, Construction and Master Planning Committee and as a member of the Finance and Administration Committee.

He is president and chief executive officer of GSL Welcome Group, a real estate development firm specializing in single-tenant office buildings and industrial properties with warehouse and manufacturing facilities. He has extensive experience in industrial development, residential subdividing, office buildings, and retail centers. He also serves as developer with Kingham · Dalton · Wilson Ltd., a Design/Build construction affiliate of GSL and director of River Oaks Financial Group, Inc.

Wilson is the chairman of the board of the Southwest Houston Redevelopment Authority and Tax Increment Reinvestment Zone Number 20. He also serves on the board of the Greater Sharpstown Management District, the Texas Business Hall of Fame and the Houston Real Estate Business Coalition. He serves on both the Greater Houston Partnership's Common Grounds Initiative Committee and Energy Collaborative Cluster Council Leadership Committee.

Wilson's philanthropic endeavors include serving on the board of the Houston Food Bank, where he previously served as vice chairman, and the American Lung Association Advisory Board. Previously he served as director of the Houstonian Club Advisory Board and president of the Kinkaid Alumni Association. Preceding his appointment to the UH System Board of Regents, he served on the Board of the Texas Guaranteed Student Loan Corporation.

Wilson is a native Houstonian and attended the University of Denver.

University of Houston Representative Appointment (One representative for a three-year term)

Jenni Sorkin, Assistant Professor, UH School of Art, Contemporary Art and Critical Studies

Dr. Sorkin's received her BFA from The School of the Art Institute of Chicago, MA from The Center for Curatorial Studies, Bard College and MA and PhD from Yale University. Her work examines the confluence of gender and material culture within modern and contemporary art history, theory and criticism. She is currently completing a book manuscript, titled *Live Form: Craft as Participation*, which examines the legacy of Black Mountain College, craft pedagogy, and the history of ceramics from 1952 to 1975. Her writing has appeared in the *New Art Examiner*, *Art Journal*, *Art Monthly*, *NU: The Nordic Art Review*, *Frieze*, *The Journal of Modern Craft*, *Modern Painters*, and *Third Text*. She has written numerous in-depth catalog essays on feminist art and material culture topics. She has been an invited lecturer at Cal Arts, Cornell University, Dia Beacon, Ohio University, the School of Visual Arts, the Santa Monica Museum of Art, the Museum of Contemporary Art, Miami, the Textile Museum of Canada, and the Southern Alberta Art Gallery. In 2010, she co-organized "Blind Spots/Puntos Ciegos: Feminisms, Cinema, and Performance," for the eight edition of SITAC, the International Symposium of Contemporary Art Theory, held in Mexico City. She has been awarded fellowships from the ACLS/Luce Foundation and the Getty Research Institute in Los Angeles. She is the recipient of the 2004 Art Journal Award, given by the College Art Association.

University of Houston - Victoria Representative Appointment (One representative for a three-year term)

Uppinder Mehan, UHV Associate Provost

Mehan is an assistant professor of humanities and the interim chair of the Humanities Division at the University of Houston-Victoria School of Arts & Sciences. He has taught at the University of Houston-Victoria since 2008 and has 15 years of teaching experience. After receiving his doctorate in English from the University of Toronto in 1996, Mehan taught in the Writing, Literature and Publishing Department at Emerson College in Boston. He developed classes in contemporary world literature and took a lead role in establishing Emerson's post-Colonial studies minor. In 2004, he co-edited a new writing anthology, "So Long Been Dreaming: Post Colonial Visions of the Future," with Caribbean writer Nalo Hopkinson. Mehan moved to Victoria in 2008. He serves as the associate director for the Society for Critical Exchange, a scholarly society devoted to theory. He also has worked with Jeffrey Di Leo, dean of the School of Arts & Sciences, to host the annual SCE Winter Theory Institute. In addition to teaching and research, Mehan has served on the University of Houston-Victoria Faculty Senate and other committees.

Museum Appointments (Three representatives for three-year terms each)

Michelle White, Curator, The Menil Collection

White attended the Slade School of Fine Art at University College, London and earned her B.A. from UC San Diego and her M.A. from Tufts University. White was a curatorial assistant at the MFAH and took a position at the Menil in 2006 as assistant curator and recently promoted to Curator at the Menil. She has organized numerous exhibitions at the Menil most recently a survey of drawings by Richard Serra. She has also written numerous articles for *Modern Painters*, *Art Papers*, *Spot*, *Dwell*, *Glasstire* and *Artlies* where she served as regional editor from 2004-2009.

Valerie Cassel Oliver, Senior Curator, Contemporary Arts Museum

Valerie Cassel Oliver is the 2011 recipient of The David C. Driskell Prize. Named for the renowned African American artist and art scholar, the Driskell Prize is an annual award that recognizes a scholar or artist in the beginning or middle of his or her career whose work makes an original and important contribution to the field of African American art or art history. In her role as senior curator at the Contemporary Arts Museum Houston (CAMH), Cassel Oliver has organized numerous group and solo exhibitions. Prior to her tenure at CAMH, Cassel Oliver was director of the Visiting Artists Program at the School of the Art Institute of Chicago (1995–2000) and program specialist at the National Endowment for the Arts (1988–1995). In 2000 she was selected as one of a team of curators to organize the Whitney Biennial at the Whitney Museum of American Art in New York. Cassel Oliver received her certificate of executive management from Columbia University in 2009. She also holds a master's degree in art history from Howard University and a bachelor's degree in communications from The University of Texas at Austin.

Alison de Lima Greene, Curator Contemporary Art & Special Projects, Museum of Fine Arts Houston

Before moving to Texas, Alison worked in the department of European Paintings at the Metropolitan Museum of Art and lectured at The Cooper Union. In the spring of 2000, she published the award-winning catalogue *Texas: 150 Works from the Museum of Fine Arts, Houston*. Other publications include a collection catalogue profiling the museum's Lillie and Hugh Roy Cullen Sculpture Garden and a survey of the MFAH's 25-year Core Program for resident artists and writers. Outside the MFAH, Alison has served as a trustee and Vice President of the Association of Art Museum Curators and is an advisory trustee of *Gulf Coast* literary magazine.

Community Representative (One representative for a three-year term)

Melissa Edwards – Houston, Texas

Melissa Edwards is a philanthropist and community leader in Houston. She has been involved in many prominent civic and charitable endeavors, but her greatest passion is her charitable work with Alzheimer's disease. She served on the board of directors for the Alzheimer's Association Houston and Southeast Chapter, and in 2009 was appointed to a six-year term to the Texas Council on Alzheimer's disease and Related Disorders by Texas Lieutenant Governor David Dewhurst. She was named one of ABC13's Women of Distinction in 2010 and as one of the five outstanding young Houstonians by the Houston and Texas Jaycees. She is the recipient of the "Excellence in Bloom" Award, Huffington Center on Aging at Baylor College of Medicine in 2011. She has served on the boards of the Alzheimer's Association, both Houston and Southwest Chapters, the Boys and Girls Harbor, the American Diabetes Association, Neighborhood Centers, SEARCH Homeless Services and Theatre Under The Stars. She has co-chaired events for Galveston Bay Foundation, Culinary Institute of Houston, Ensemble Theatre, Weather Museum, H.E.A.R.T. Program, Fire Fighters Foundation, El Centro de Corazon and the Baylor Teen Health Clinic. A graduate of the University of Houston with a Bachelor of Arts in art history, she was a 2009 chair of Table Talk, a signature program for the Women's Gender and Sexuality Studies Program, and a member of College of Liberal Arts and Social Sciences Dean's Advisory Council.

System Wide Art Acquisition Committee Roster

Name	Affiliation/Museum	Term Expires
Vacant	Regent	
Vacant	Regent	
Emily Messa University of Houston 226 E. Cullen Houston, Texas 77204-2016 832-842-8184 eamessa@uh.edu	Chair SWAAC	Indefinite
Elaine Jefferson 3742 Maroneal Houston, TX 77025 832-723-7180 relaine.j@gmail.com	Comm. Representative	09/01/2013
Clint Willour 2001 Bering Dr. #9B Houston, TX 77057 713-498-5530 clint@glavestonartscenter.org	Galveston Arts Center	09/01/2013
Vacant	Rice University Art Gallery	
Vacant	Comm. Representative	
Vacant	Menil Collection	
Claudia Schmuckli Mail code 4018 cschmuckli@uh.edu	UH, Blaffer Gallery	Indefinite
Vacant	UH Victoria	
Mark Cervenka O'Kane Gallery One Main St.	UH Downtown	09/01/2013

Houston, TX 77002
713-221-8043
cervenkam@uhd.edu

Mary Ann Shallberg
UH Clear Lake
2700 Bay Area Blvd.
Houston, TX 77058
shallberg@uhcl.edu

UH Clear Lake

09/01/2013

Michael Guidry
120 Fine Arts Building
Houston, Texas 77204-4018
713-743-5315
Mguidry3@uh.edu

UH Public Art Curator

Indefinite

Vacant

Dir., UH Center for the Arts

713-743-2623
klfarber@uh.edu

Jonathan Thurston
4211 Elgin Street
Houston, Texas 77204-1011
713-743-2287
rmoore3@central.uh.edu

UH – ad hoc member

Indefinite

Vacant

Museum Rep

**UNIVERSITY OF HOUSTON SYSTEM
BOARD OF REGENTS AGENDA**

ITEM: Request for Approval of the Annual Purchase of Programming from Public Broadcasting System

DATE PREVIOUSLY SUBMITTED:

SUMMARY:

Approval is requested to purchase Public Broadcasting System programming in the amount of \$2,144,286.00. KUHT will continue 100% participation in Public Broadcasting Services' National Program Service, Member Service, Plus Assessment, Copyright Assessment and Station Independence Programs for Fiscal Year 2013.

This Program is completely funded through a Public Broadcasting grant and gifts from the community.

SUPPORTING DOCUMENTATION: Term Sheet

FISCAL NOTE: \$2,144,286.00

**RECOMMENDATION/
ACTION REQUESTED:** Approval

COMPONENT: University of Houston System

PRESIDENT

Renu Khator

DATE

EXECUTIVE VICE CHANCELLOR

Carl P. Carlucci

DATE

CHANCELLOR

Renu Khator

DATE

TERM SHEET

Contracting Party's Name: Public Broadcasting System
UH's Contracting Party: University of Houston/Houston Public Media for KUHT.
Purpose: PBS Program Purchase
Compensation: Membership fee is **\$2,144,286.00**

Payment of this fee allows for the continuation of the following programs, all are closed captioned for the hearing impaired:

Documentary Programs (86 original hours)

Independent Lens
Nature
NOVA
P.O.V.

Arts & Cultural Programs (132 original hours)

American Masters
Antiques Roadshow
Art in the 21st Century
Capitol Fourth/Memorial Day
Great Performances
Great Performances at the Met
Masterpiece (rebranded Theatre & Mystery)

News & Public Affairs Programs (586 original hours)

Frontline
Need to Know
Newshour
Nightly Business Report
Tavis Smiley
Washington Week

Children's Programs (151 original hours)

Arthur
Cat in the hat
Curious George
Daniel Tiger's Neighborhood
Dinosaur Train
Martha Speaks
Mister Roger's Neighborhood
Sesame Street
WildKratfs
WordGirl

History Programs (25 original hours)

American Experience
History Detectives
Secrets of the Dead

In addition, access to special programming is provided such as Presidential Debates, Ken Burns Series, as well as American Graduate is also provided.

Cost/Benefit Analysis: PBS has become a valued source to the Houston metropolitan community serving 1,343,586 people each week. Educational programs are multi-platform with free digital learning media curriculum that is available to children, parents and educators through the Houston PBS website.

Term of Agreement: October 1, 2012 through September 30, 2013

Budget: This obligation is completely funded through a Corporation for Public Broadcasting grant and gifts from the community.

**UNIVERSITY OF HOUSTON SYSTEM
BOARD OF REGENTS AGENDA**

ITEM: Request for Approval of the Annual Purchase of Programming from National Public Radio

DATE PREVIOUSLY SUBMITTED:

SUMMARY:

Approval is requested to purchase National Public Radio programming in the amount of \$1,119,191.00. KUHF will continue 100% participation in Public Broadcasting Services' National Program Service, Member Service, Plus Assessment, Copyright Assessment and Station Independence Programs for Fiscal Year 2013.

This Program is completely funded through a Public Broadcasting grant and gifts from the community.

SUPPORTING DOCUMENTATION: Term Sheet

FISCAL NOTE: \$1,119,191.00

**RECOMMENDATION/
ACTION REQUESTED:** Approval

COMPONENT: University of Houston System

PRESIDENT Renu Khator

DATE



EXECUTIVE VICE CHANCELLOR Carl P. Carlucci

10/5/2012

DATE

CHANCELLOR Renu Khator

DATE

TERM SHEET

Contracting Party's Name: National Public Radio
UH's Contracting Party: University of Houston/Houston Public Media for KUHF.
Purpose: NPR Program Purchase
Compensation: Membership fee is **\$1,119,191.00**

Payment of this fee allows for the continuation of the following programs:

NPR Magazines

ATC (All Things Considered)

ME (Morning Edition)

Information

Diane Rehm Show

Fresh Air (Includes Fresh Air Weekend)

From the Top

Latino USA

On the Media

Only a Game

Radiolab 52 Weeks

Snap Judgment

Talk of the Nation

Tell Me More

Entertainment

Car Talk

Holiday Specials

Wait Wait... Don't Tell Me!

In addition to this programming, the fee includes rights to digital, on-line content and services for use on the station's website and mobile applications. Fundraising programming is provided twice a year. Training for multi-platform reporting is offered to participating stations.

Cost/Benefit Analysis: NPR Programming Service has become a valued source to the Houston metropolitan community serving 370,000 people each week. In addition, programs include music education outreach and are broadcast on KUHA, Classical 91.7 which serves another 140,000 listeners each week. Finally, being part of national network allows stories produced in Houston about our city and the University of Houston to be shared nationally and internationally.

Term of Agreement: October 1, 2012 through September 30, 2013

Budget: This obligation is completely funded through a Corporation for Public Broadcasting grant and gifts from the community.

**UNIVERSITY OF HOUSTON SYSTEM
BOARD OF REGENTS AGENDA**

ITEM: Approval of Intercollegiate Athletics Addition of Women's Golf to Sponsored Sports List for the University of Houston

DATE PREVIOUSLY SUBMITTED:

SUMMARY: The Department of Intercollegiate Athletics seeks to add the sport of Women's Golf to the list of NCAA Division I sports sponsored by the University of Houston. Women's Golf will be added over the course of three years beginning in 2012-2013 and ending with full sponsorship and representation of the program in 2015-2016. The program is being phased in to assist in the financial impacts of adding a sport.

One of the principles of the Department of Intercollegiate Athletics is compliance with the Office of Civil Rights which includes the compliance with Title IX. Educational Amendment, Title IX states that "No person in the United States shall, on the basis of sex, be excluded from participation in, be denied the benefits of, or be subjected to discrimination under any educational program or activity receiving Federal financial assistance." Institutions are provided the opportunity to comply with Title IX by satisfying one test of the three prongs:

- (1) Provide opportunities substantially proportionate to enrollment; (because 51% of all UH students are female, 51% of the athletic participation opportunities must be for females – currently female participation is at 42%); OR
- (2) Demonstrate a history and continuing practice of program expansion for the underrepresented sex; OR
- (3) Fully and effectively accommodate the underrepresented sex.

Athletics last added a women's athletics program in 2001 with sponsorship of softball. The addition of Women's Golf will provide an opportunity to satisfy prong two of Title IX by demonstrating "a history and continuing practice of program expansion for the underrepresented sex."

Women's Golf is an appropriate fit for the Intercollegiate Athletics as there is a strong heritage of success in Men's Golf which has enabled the construction of the golf training facility at Redstone. One of the primary expenses of adding a women's sport is the issue of facility, and the new golf training center will accommodate both genders. Women's Golf is a common sport represented in the Big East with many non-conference opponents available locally. Also, women's golf is a popular sport played in Texas high schools which will assist in the recruitment of prospects to represent the University of Houston.

SUPPORTING DOCUMENTATION: Women's Golf Proposal – Title IX/Gender Equity Presentation

FISCAL NOTE:


**RECOMMENDATION/
ACTION REQUESTED:** Approval

COMPONENT: University of Houston

PRESIDENT	Renu Khator	10/2/12 DATE
SENIOR VICE CHANCELLOR	John Antel	10/1/12 DATE
CHANCELLOR	Renu Khator	10/2/12 DATE

Women's Golf Proposal

Title IX/Gender Equity



October 12, 2012



Title IX/Gender Equity

Title IX Compliance in Intercollegiate Athletics

- Title IX of the Education Amendments of 1972 is a federal law that prohibits sex discrimination in education programs, including athletics programs.
- Title IX requires the University to review all of its sports for gender equity in relation to the following three areas (1) Participation opportunities, (2) Scholarships, and (3) Other benefits.
- For the second and third areas (Scholarships and Other Benefits), Title IX requires equality between the men's and women's sports (e.g., if 40% of the student athletes are female, 40% of the scholarship dollars per year must be awarded to females; per diem must be the same amount for male and female athletes).
- For the first area (Participation opportunities) Title IX allows institutions to demonstrate Title IX compliance by proving one and only one part of the following 3 prong test it chooses:
 - 1) Provide opportunities substantially proportionate to enrollment;** (because 51% of all UH students are female, 51% of the athletic participation opportunities must be for females); **OR**
 - 2) History and continuing practice of program expansion for the underrepresented sex; OR**
 - 3) Fully and effectively accommodating the underrepresented sex.**

BOR - E-14
10/12/12



Title IX/Gender Equity

Gender Issues at UH

Female enrollment

51%

Female participation

42%

(Note: This ratio is common for Universities such as UH with football teams due to roster sizes with more than 100 student-athletes. As a result, UH and most other institutions with football teams must prove Title IX compliance by either demonstrating a history and continuing practice of program expansion for females, or that the sports we currently offer fully and effectively accommodate the interests and abilities of females.)

- The University has eliminated 1 men's sport and added 2 women's sports since 1984, showing an effort towards eliminating the disparity between men's and women's sport offerings. Last addition was 2001 (Softball).
- Continue to gauge interest and abilities through regular assessments of enrolled and incoming female students and an analysis of areas such as the high school sports offered in the recruiting area, sports offered by universities in Texas and in the Big East.
- Continue use of an athletic interest survey among freshman and enrolled student population regarding their interest in varsity sports.
- Need clear procedure for requesting the addition or upgrade of a sport (a webpage will be created on the websites for Athletics and Campus Recreation for students to submit requests).
- Continue to fully and effectively accommodate underrepresented sex.
- Subject to the final results of the Title IX review athletics is currently conducting, Board approval is sought to add Women's Golf.

BOR – E-15
10/12/12



Women's Golf Proposal

Implementation Timeline

- Begin recruiting immediately for two transfer or Junior College student-athletes for 2013. These women will play as individuals in tournaments for the 2013-14 season.
- Hire Associate Head Women's Coach by June 1, 2013.
- Hire Assistant Women's Golf Coach by June 1, 2014.
- Women's Golf program will officially compete as a team during the 2014-15 season.

Additional Cost for 2012-13

- Three months salary and benefits for Associate Women's coach (\$17,875)
- Recruiting (\$5,000)
- Total = \$22,875

Cost for 2013-14

- Two full scholarships (\$46,000)
- Team Travel for 24 competition days for 2 players (\$15,000)
- Equipment (\$7,500)
- Recruiting (\$10,000)
- Coaches Salaries and Benefits:
 - Associate Head Women's Coach (\$75,500)
 - Three months for Assistant Women's Coach (\$11,700)
 - Increase to Promote Chris Hill to Associate Head Men's Coach (\$13,000)
- Total = \$178,700



Women's Golf Proposal


Cost for 2014-15*

- Six full scholarships (\$138,000)
- Team Travel for 24 competition days and the Big East Conference Championship (\$55,000)
- Equipment (\$25,000)
- Recruiting (\$15,000)
- Coaching Salaries and Benefits:
 - Associate Head Women's Coach (\$75,500)
 - Assistant Women's Coach (\$46,800)
- Total = \$355,300

- *Per the NCAA Sport Sponsorship distribution UH will receive \$25,000-\$30,000 based on the current model.

10/12/12
BOR – E-17

UNIVERSITY OF HOUSTON SYSTEM
Board of Regents Retreat Meeting
Immediately Following 8:30 a.m. Board Meeting
October 12, 2012



**UNIVERSITY OF HOUSTON SYSTEM
BOARD OF REGENTS**

**BOARD ITEMS
SUBMITTED FOR**

**BOARD OF REGENTS RETREAT
MEETING**

Friday, October 12, 2012

**UNIVERSITY OF HOUSTON SYSTEM
BOARD OF REGENTS AGENDA**

ITEM: Accountability and Performance Review of the University of Houston System and its Institutions

DATE PREVIOUSLY SUBMITTED: October 2011

SUMMARY:

The accountability and performance of the University of Houston System and its universities will be reviewed through institutional progress cards and peer institution reports.

SUPPORTING DOCUMENTATION: Progress cards and peer institution reports

FISCAL NOTE:

**RECOMMENDATION/
ACTION REQUESTED:** Information

COMPONENT: University of Houston System

Renu Khator
CHANCELLOR

Renu Khator

10/2/12
DATE

University of Houston - Clear Lake Progress Card

2012-13 DATA ARE PRELIMINARY.

Annual Performance

Increase/Decrease

	Base Year (2007-08)	2011-12	2012-13
1. Nationally Competitive University			
1.a. Total Research Expenditures	\$851,000	\$1,700,000	\$1,362,000
1.b. Federal Research Expenditures	\$159,000	\$818,000	\$968,000
1.c. Total Sponsored Program Expenditures	\$2,518,000	\$3,577,000	\$3,674,000
1.d. Number of Specialized Accredited Programs	10	13	12
1.e. Master's Degrees Awarded Compared to Peers (UHCL/Peer Group Median)Note 1)	997 / 457	1,022 / 496	1,084 / 524
2.A. UH System: Student Success			
2.A.a. Total Enrollment (Headcount)	7,522	8,185	8,154
2.A.b. Transfer Retention Rate (First Year)	82.5%	85.0%	85.3%
2.A.c. Transfer Graduation Rate (4 Years)	73.5%	72.0%	78.8%
2.A.d. Total Degrees Awarded	2,131	2,292	2,350
2.A.e. Student Satisfaction Index	82%	91%	91%
2.B. UHCL Student Success			
2.B.a. Hispanic Transfer Retention Rate (First Year)	87%	88%	83%
2.B.b. Hispanic Transfer Graduation Rate (4 Years)	80%	72%	80%
2.B.c. Degrees Awarded Compared to all 15 Texas Master's Universities (Note 2)	2,131 / ranked #1	2,127 / ranked #2	2,292 / ranked #2
2.B.d. Bachelor's Degrees Awarded Compared to Peers (UHCL/peer group median)(Note 1)	1,154 / 946	1,103 / 858	1,198 / 908
2.B.e. Mean Student Rating on NSSE Item: "If you could start over again, would you go to the same institution you are now attending?" Scale: 1=Definitely No, 2=Probably No, 3=Probably Yes, 4=Definitely Yes	84%	86%	90%
2.B.f. Percent of Graduating Students Responding "Yes" to "Would you recommend UHCL to friends and family?"	89% (ugrd) 92% (grad) 90% (overall)	92% (ugrd) 82% (grad) 88% (overall)	92% (ugrd) 89% (grad) 91% (overall)
2.B.g. Certification Rate of Teacher Education Graduates	92.8%	95.3%	94.0%
2.B.h. Course Completion Rates	92.8%	94.3%	93.3%
3. Community Advancement			
3.a. % Baccalaureate Graduates Enrolled in Graduate Courses/Employed in TX within 1 Yr	84%	83%	84%
3.b. Number of Courses with Community Engagement Activity	245	229	265
3.c. Number of Community Partnerships	80	305	332
4. Competitive Resources			
4.a. Total State Appropriations per FTE Student	\$6,276	\$6,857	\$6,433
4.b. Total Expenditures per FTE Student	\$13,717	\$16,082	\$17,993
4.c. Endowment	\$18,891,454	\$22,574,218	\$22,832,483
4.d. Total Annual Giving	\$614,000	\$996,628	\$925,600

From Last Year	From Base Year
-\$338,000	\$511,000
\$150,000	\$809,000
\$97,000	\$1,156,000
-1	2
62 / 28	87 / 67

From Last Year	From Base Year
-31	632
0.3%	2.8%
6.8%	5.3%
58	219
0%	9%

From Last Year	From Base Year
-5%	-4%
8%	0%
165 / 0 in rankings	161 / -1 in rankings
95 / 50	44 / -38
4%	6%
0% (ugrd) 7% (grad) 3% (overall)	3% (ugrd) -3% (grad) 1% (overall)
-1.3%	1.2%
-1.0%	0.5%

From Last Year	From Base Year
1%	0%
36	20
27	252

From Last Year	From Base Year
-\$424	\$157
\$1,911	\$4,276
\$258,265	\$3,941,029
-\$71,028	\$311,600

Note 1: UH-Clear Lake comparison group: Arizona State University at the West Campus, Fitchburg State College, Governors State University, Indiana University-South Bend, Texas A & M University-Corpus Christi, The University of West Florida, University of Baltimore, University of Colorado at Colorado Springs, University of Illinois at Springfield, and the University of Michigan-Dearborn.

Note 2: THECB Master's University's Peer Group are: Angelo State University, Midwestern State University, Sul Ross State University, Sul Ross State University Rio Grande College, Texas A&M University-Galveston, Texas A&M University-Texarkana, The University of Texas at Brownsville, The University of Texas at Tyler, The University of Texas - Permian Basin, University of Houston-Downtown, University of Houston-Victoria, Texas A&M University-Central Texas, Texas A&M University-San Antonio, and University of North Texas at Dallas.

BOR - F-19

Progress Card Definitions

Nationally Competitive University

1.a. Total Research Expenditures: Total research funds from all sources expended during a fiscal year and reported to the National Science Foundation (NSF). (Data source: UHCL Office of Sponsored Programs)

1.b. Federal Research Expenditures: Research funds from federal sources expended during a fiscal year and reported to the NSF. (Data source: UHCL Office of Sponsored Programs)

1.c. Total Sponsored Program Expenditures: Total research and non-research funds from all sources expended during a fiscal year, including public service, curriculum development and non-research training. (Data source: UHCL Office of Sponsored Programs)

1.d. Number of Specialized Accredited Programs: The official number of specialized and accredited programs at the university. Includes accreditations such as: Commission on Accreditation of Health Management Education (CAHME), Accreditation Board for Engineering and Technology (ABET), and National Council for Accreditation of Teacher Education (NCATE). Data are validated with each school every spring for accuracy and accreditation updates. (Data source: UHCL deans offices)

1.e. Master's Degrees Awarded Compared to Peers: The number of master's level degrees awarded annually compared to UHCL's national peers. Data are reported to IPEDS. (Data source: UHCL Institutional Research)

UH System Student Success

2.A.a. Total Enrollment: The total number of students enrolled during the fall semester at all levels, including full and part time enrollees. Data are reported to IPEDS. (Data source: UHCL Institutional Research)

2.A.b. Transfer Retention Rate (first year): The percentage of transfer students returning for enrollment for a second consecutive year. Transfer students are those who transfer to UHCL with at least 60 hours of completed coursework. (Data source: UHCL Institutional Research)

2.A.c. Transfer Graduation Rate (4 year): The percentage of transfer students who graduate within four years. Transfer students are those who transfer to UHCL with at least 60 hours of completed coursework. (Data source: UHCL Institutional Research)

2.A.d. Total Degrees Awarded: The total number of degrees awarded at all levels from July 1 to June 30 as reported to IPEDS. (Data source: UHCL Institutional Research)

2.A.e. Student Satisfaction Index: Percentage of students who rate their entire educational experience as good or excellent. Data are collected from the National Survey of Student Engagement (NSSE). The NSSE question reads: "How would you evaluate your entire educational experience at this institution?"

UHCL Student Success

2.B.a. Hispanic Transfer Retention Rate (first year): The percentage of full-time, degree-seeking, undergraduate transfer Hispanic students who enter in the fall semester with at least 60 accepted semester credit hours and are still enrolled after one academic year. (Data source: UHCL Institutional Research)

2.B.b. Hispanic Transfer Graduation Rate (4 year): The percent of full-time, degree-seeking, undergraduate transfer Hispanic students who earn a baccalaureate degree within four academic years. (Data source: UHCL Institutional Research)

2.B.c. Degrees Awarded Compared to All 15 Master's Universities: The total number of degrees awarded at all levels annually. Data are reported to IPEDS and compared to other Texas master's level peer institutions. (Data source: UHCL Institutional Research)

2.B.d. Bachelor's Degrees Awarded Compared to Peers: The number of bachelor's level degrees awarded annually compared to UHCL's national peers. Data are reported to IPEDS. (Data source: UHCL Institutional Research)

2.B.e. Mean Student Rating on NSSE Item "If you could start over again, would you go to the same institution you are now attending?": The percent of positive student responses (probably yes / definitely yes) to the NSSE survey for question number 14.

2.B.f. Percent of Graduating Students Responding "Yes" to "Would You Recommend UHCL to Friends and Family": The percent of students responding "Yes" versus "No" to the Graduating Student Survey question: "Would you recommend UHCL to friends and family?" Percent responses are disaggregated by undergraduate, graduate and total. (Data source: Graduating Student Survey)

2.B.g. Certification Rate of Teacher Education Graduates: The certification rate of teacher education graduates as reported to the Legislative Budget Board. (Data source: UHCL Institutional Research)

2.B.h. Course Completion Rate: Of the attempted semester credit hours (SCH), the percentage of SCH completed at the end of the fall semester as reported to the Texas Legislative Budget Board. (Data source: UHCL Institutional Research)

Community Advancement

3.a. % Baccalaureate Graduates Enrolled in Graduate Courses or Employed in Texas in One Year: The percentage of baccalaureate level graduates who enroll in graduate education or who are employed in Texas within one year of graduation. (Data source: Texas Higher Education Coordinating Board)

3.b. Number of Courses with Community Engagement Activity: Community engagement activities have been defined as practicum courses and are based on fiscal year data. (Data source: UHCL Institutional Research)

3.c. Number of Community Partnerships: The number of partnerships maintained by the university with one or more community-based organizations, entities, or corporations for the purposes of instruction, research, or service. (Data source: UHCL Office of Planning & Assessment)

Competitive Resources

4.a. Total State Appropriations Per FTE Student: The amount of state funds appropriated to the university per full-time equivalent student, as reported by the THECB.

4.b. Total Expenditures per FTE Student: The amount of funds expended by the university per full-time equivalent student, as reported by the THECB.

4.c. Endowment: The amount of funds held by endowments and foundations for the university as reported to the National Association of College and University Business Officers (NACUBO) in June of each year. (Data source: UHS Office of Treasurer)

4.d. Total Annual Giving: The amount of contributions to the university in the form of cash, securities, company products, and other property from alumni, non-alumni individuals, corporations, foundations, religious organizations, and other groups. Data are reported to the Council for Aid to Education on an annual basis. (Data source: UHS Advancement)

University of Houston-Downtown Progress Card

2012-13 DATA ARE PRELIMINARY.

Annual Performance

Increase/Decrease

	Base Year (2007-2008)	2011-12	2012-13
1. Nationally Competitive University			
1.a. Total Research Expenditures	\$175,000	\$1,479,508	\$2,215,238
1.b. Federal Research Expenditures	\$123,000	\$1,236,711	\$1,793,557
1.c. Competitive Grants Obtained as a Hispanic Serving Institution (HSI)	\$77,432	\$2,039,762	\$5,687,895
2.A. UH System: Student Success			
2.A.a. Total Enrollment (Headcount)	11,793	12,918	13,916
2.A.b. Transfer Retention Rate (First Year)	75.56%	71.98%	73.38%
2.A.c. Transfer Graduation Rate (4 Year)	64.10%	58.50%	63.62%
2.A.d. Total Degrees Awarded	1,982	2,562	2,362
2.A.e. Student Satisfaction (Exiting Seniors)	84.44%	85.71%	85.71%
2.B. UHD: Student Success			
2.B.a. FTIC Retention Rate (1 yr)	56.00%	59.59%	67.10%
2.B.b. FTIC Graduation Rate (6 yr)	15.42% (134)	14.62% (130)	11.77% (99)
2.B.c. FTIC Graduation and Persistence Rate (6 yr)	45.2%	43.9%	43.2%
2.B.d. Number of Degrees Awarded in Key Fields	104	143	134
2.B.e. Number of Degrees Awarded to African-American Students	437	624	588
2.B.f. Number of Degrees Awarded to Hispanic Students	668	842	831
2.B.g. Pass Rate on Certification Exam - Education	93.75%	84.10%	91.00%
2.B.h. Course Completion Rate	92.64%	93.91%	92.66%
3. Community Advancement			
3.a. % Baccalaureate Graduates Enrolled in Graduate Courses or Employed in Texas in 1 Year	82.5%	79.1%	80.5%
3.b. Number of Courses with Community Engagement Activities Offered Annually	111	360	463
3.c. Number of Dual Credit Students	14	27	57
4. Access			
4.a. Percent of Students Receiving Pell Grant	36.5%	43.6%	50.4%
4.b. Number of Community College Transfer Students Enrolled	4,479	5,857	6,313
4.c. Number of Minority Students Enrolled	7,232	8,750	9,161
4.d. Affordability - Ranking in State	5 of 34	2 of 36	2 of 37
5. Competitive Resources/Operational Effectiveness			
5.a. State Appropriations per FTE Student	\$3,817	\$4,344	\$4,588
5.b. Total Expenditures per FTE Student	\$10,838	\$13,115	\$13,900
5.c. Endowment	\$34,094,020	\$34,676,334	\$35,516,039
5.d. Total Annual Giving	\$2,548,000	\$3,001,419	\$980,097

From Last Year	From Base Year
\$735,730	\$2,040,238
\$556,846	\$1,670,557
\$3,648,133	\$5,610,463
998	2,123
1.40%	-2.18%
5.12%	-0.48%
-200	380
0.00%	1.27%
7.51%	11.10%
-2.85%	-3.65%
-0.70%	-2.00%
-9	30
-36	151
-11	163
6.90%	-2.75%
-1.25%	0%
1.4%	-2.0%
103	352
30	43
6.80%	13.90%
456	1,834
411	1,929
0	3
\$244	\$771
\$785	\$3,062
\$839,705	\$1,422,019
-\$2,021,322	-\$1,567,903

Notes

- 2.A.e. The NSSE Student Satisfaction Survey is not administered every year. It will next be administered in 2013.
- 2.B.b. Number of graduates from each cohort are in parentheses. Cohorts for each year are as follows: 2007-2008: 869, 2011-2012: 889, 2012-2013: 841
- 5.d. Several proposals submitted during FY12 were deferred for consideration in FY13.

Progress Card Definitions

Nationally Competitive University

1.a. Total Research Expenditures: Total research funds from all sources expended during a fiscal year and reported to the National Science Foundation (NSF). (Data source: UHD Sponsored Programs)

1.b. Federal Research Expenditures: Research funds from federal sources expended during a fiscal year and reported to the NSF. (Data source: UHD Sponsored Programs)

1.c. Set-Asides for Hispanic Serving Institutions (HSI): Limited grant set-aside funds established by federal law for HSIs to strengthen and develop institutional programs and research opportunities for students. (Data source: UHD Sponsored Programs)

UH System Student Success

2.A.a. Total Enrollment: The total number of students enrolled during the fall semester at all levels, including full and part-time enrollees. Data are reported to IPEDS. (Data source: UHD Institutional Research)

2.A.b. Transfer Retention Rate (first year): The percentage of transfer students returning for enrollment for a second consecutive year. Transfer students are those who transfer to UHD with at least 60 hours of completed coursework. (Data source: UHD Institutional Research)

2.A.c. Transfer Graduation Rate (4 year): The percentage of transfer students who graduate within four years. Transfer students are those who transfer to UHD with at least 60 hours of completed coursework. (Data source: UHD Institutional Research)

2.A.d. Total Degrees Awarded: The total number of degrees awarded at all levels from July 1 to June 30 as reported to IPEDS. (Data source: UHD Institutional Research)

2.A.e. Student Satisfaction Index: Percentage of students who rate their entire educational experience as good or excellent. Data are collected from the National Survey of Student Engagement (NSSE). The NSSE question reads: "How would you evaluate your entire education experience at this institution?"

UHD Student Success

2.B.a. FTIC Retention Rate (1 yr): The percentage of students classified as first-time, full-time degree seeking undergraduates who enter in the fall semester and who are enrolled in the following fall semester. Data are reported to IPEDS. (Data source: UHD Institutional Research)

2.B.b. FTIC Graduation Rate (6 yr): The percentage of students classified as first-time, full-time degree seeking undergraduates who graduate within 6 years. Data are reported to IPEDS. (Data source: UHD Institutional Research)

2.B.c. FTIC Graduation and Persistence Rate (6 yr): The percentage of full-time, first time in college (FTIC) undergraduates who have graduated or are still enrolled at UHD or another Texas institution (public or private) after six academic years. (Data source: Texas Higher Education Coordinating Board)

2.B.d. Number of Degrees Awarded in Key Fields: The total number of degrees awarded in computer science, engineering, math, and the physical sciences by fiscal year. (Data source: Texas Higher Education Coordinating Board)

2.B.e. Number of Degrees Awarded to African-American Students: The total number of degrees (undergraduate and graduate) awarded to African-American students by fiscal year. (Data source: UHD Institutional Research)

2.B.f. Number of Degrees Awarded to Hispanic Students: The total number of degrees (undergraduate and graduate) awarded to Hispanic students by fiscal year. (Data source: UHD Institutional Research)

2.B.g. Pass Rate on Certification Exam – Education: The percentage of the institution's undergraduate teacher education program graduates attempting the state licensing examination who pass all parts either before graduation or within the twelve months immediately following graduation. Data are reported to the LBB. (Data source: UHD Institutional Research)

2.B.h. Course Completion Rate: Of the attempted semester credit hours (SCH), the percentage of SCH completed at the end of the fall semester as reported to the Texas Legislative Budget Board. (Data source: UHD Institutional Research)

Community Advancement

3.a. % Baccalaureate Graduates Enrolled in Graduate Courses or Employed in Texas in One Year: The percentage of baccalaureate level graduates who enroll in graduate education or who are employed in Texas within one year of graduation. (Data source: Texas Higher Education Coordinating Board)

3.b. Number of Courses with Community Engagement Activities Offered Annually: Community engagement activities have been defined as practicum courses and are based on fiscal year data. (Data source: UHD Institutional Research)

3.c. Number of Dual Credit Students: Dual credit students are high school students who are earning high school and college credit for the course(s) they are enrolled in at UHD. (Data source: UHD Institutional Research)

Access

4.a. Percent of Students Receiving Pell Grant: The Pell Grant is a federal program providing need-based grants to low-income undergraduate and certain post baccalaureate students to promote access to postsecondary education. (Data source: Texas Higher Education Coordinating Board)

4.b. Number of Community College Transfer Students Enrolled: The number of students enrolled in the fall semester who attempted 30 or more semester credit hours in a Texas public community college during the past six years. Data are reported to the LBB (Legislative Budget Board). (Data source: UHD Institutional Research)

4.c. Number of Minority Students Enrolled: The number of Hispanic, African-American, and Native-American students enrolled. Historically, these groups have been underrepresented in higher education. Data are reported to the LBB. (Data source: UHD Institutional Research)

4.d. Affordability - Ranking in State: This measure is where UHD ranks among all Texas public universities in the cost of tuition and fees for 15 undergraduate semester credit hours for a student paying resident tuition (1 is the least expensive, 34 is the most expensive). Data are reported by the THECB and put in rank order by UHD.

Competitive Resources

5.a. Total State Appropriations per FTE Student: The amount of state funds appropriated to the university per full-time equivalent (FTE) student, as reported by the THECB.

5.b. Total Expenditures per FTE Student: The total amount of funds expended by the university per full-time equivalent student, as reported by the THECB.

5.c. Endowment: The amount of funds held by endowments and foundations for the university as reported to the National Association of College and University Business Officers (NACUBO) in June of each year. (Data source: UHS Office of Treasurer)

5.d. Total Annual Giving: The amount of contributions to the university in the form of cash, securities, company products, and other property from alumni, non-alumni individuals, corporations, foundations, religious organizations, and other groups. Data are reported to the Council for Aid to Education on an annual basis. (Data source: UHS Advancement)

University of Houston - Victoria Progress Card

2012-13 DATA ARE PRELIMINARY.

	Annual Performance			Increase/Decrease	
	Base Year (2007-08)	2011-12	2012-13	From Last Year	From Base Year
1. Nationally Competitive University					
1.a. Percentage of Graduates in Critical Fields (Nursing/Education/STEM/ACC)	54.3%	48.6%	43.0%	-5.6%	-11.3%
1.b. Ratio of Accredited to Potentially Accredited Programs	1/5	3/5	3/5	0	2
2.A. UH System: Student Success					
2.A.a. Total Enrollment	2,784	4,330	4,335	5	1,551
2.A.b. Transfer Retention Rate (one year)	79.6%	72.4%	70.7%	-1.7%	-8.9%
2.A.c. Transfer Graduation Rate (four year)	77.9%	70.3%	67.0%	-3.3%	-10.9%
2.A.d. Total Degrees Awarded	620	991	1,050	59	430
2.A.e. Student Satisfaction (Freshmen/Exiting Seniors)	91%/87%	91%/87%	91%/87%	0%	0%
2.B. UHV: Student Success					
2.B.a. FTIC Retention Rate (First Year)	54.0%	54.0%	55.5%	1.5%	1.5%
2.B.b. Percentage of Graduate and Professional Students	50.2%	40.8%	38.6%	-2.2%	-11.6%
2.B.c. Pass Rate on Certification Exams - Education	89.3%	90.0%	88.0%	-2.0%	-1.3%
2.B.d. Pass Rate on Certification Exams - Nursing	77.7%	64.0%	93.3%	29.3%	15.6%
2.B.e. Underrepresented Group Graduation Rates	65.2%	61.5%	62.5%	1.0%	-2.7%
2.B.f. Course Completion Rates	91.8%	92.9%	93.0%	0.1%	1.2%
3. Community Advancement					
3.a. % Baccalaureate Graduates Enrolled in Graduate Courses or Employed in Texas in 1 Year	89.0%	85.7%	87.7%	2.0%	-1.3%
3.b. Number of Courses with Community Engagement Activities Offered Annually	94	99	123	24	29
3.c. Small Business Development Center Contributions (Capital Raised)	\$8.6 million	\$12.7 million	\$11.9 million	-\$0.8 million	\$3.3 million
4. Access and Outreach					
4.a. Enrollment of Under-represented Students	899	1,736	1,900	164	1,001
4.b. % of First Generation College Graduates	35.2%	49.2%	53.4%	4.2%	18.2%
4.c. Online and Distance Education (courses offered/students enrolled)	171 / 4,205	251 / 7,023	251 / 6,822	0/-201	80 / 2,617
4.d. Affordability - Ranking in State	6 of 34	4 of 37	4 of 37	0	2
5. Athletics Competitiveness					
5.a. Total Team Sports Wins	29 / 32	33 / 35	31 / 37	-2/2	3/5
5.b. Total Season Attendance	12,000	12,000	14,200	2,200	2,200
5.c. Post-season Qualifiers	1 of 2	1 of 2	4 of 6	3	3
6. Competitive Resources					
6.a. Total State Appropriations per FTE Student	\$7,939	\$7,655	\$6,605	-\$1,050	-\$1,334
6.b. Total Expenditures per FTE Student	\$16,444	\$13,875	\$14,143	\$268	-\$2,301
6.c. Endowment	\$16,575,003	\$15,210,702	\$14,493,468	-\$717,234	-\$2,081,535
6.d. Total Annual Giving	\$682,000	\$596,588	\$611,667	\$15,079	-\$70,333

Notes

- 2.A.e. Base year data for this measure reflects FY11. Also, the NSSE Student Satisfaction Survey is not administered every year. It will next be administered in 2013.
- 2.B.a. Base year data for this measure reflects FY11.
- 2.B.d. Base year data for this measure reflects FY10 data.

BOR - F-23

Progress Card Definitions

Nationally Competitive University

1.a. Percentage of Graduates in Critical Fields (Nursing/Education/STEM/ACC): Percentage of all UHV graduates that complete degrees in the fields of nursing, education, science, technology, and math (STEM), and accounting reported to the Texas Higher Education Coordinating Board (THECB). (Data source: UHV Institutional Research)

1.b. Ratio of Accredited to Potentially Accredited Programs: The number of UHV programs with national accreditation relative to the number of UHV programs with the potential for national accreditation. (Data source: UHV Institutional Research)

UH System Student Success

2.A.a. Total Enrollment: The total number of students enrolled during the fall semester at all levels, including full and part time enrollees. Data are reported to IPEDS. (Data source: UHV Institutional Research)

2.A.b. Transfer Retention Rate (first year): The percentage of transfer students returning for enrollment for a second consecutive year. Transfer students are those who transfer to UHV with at least 60 hours of completed coursework. (Data source: UHV Institutional Research)

2.A.c. Transfer Graduation Rate (4 year): The percentage of transfer students who graduate within four years. Transfer students are those who transfer to UHV with at least 60 hours of completed coursework. (Data source: UHV Institutional Research)

2.A.d. Total Degrees Awarded: The total number of degrees awarded at all levels from July 1 to June 30 as reported to IPEDS. (Data source: UHV Institutional Research)

2.A.e. Student Satisfaction Index: Percentage of students who rate their entire educational experience as good or excellent. Data are collected from the National Survey of Student Engagement (NSSE). The NSSE question reads: "How would you evaluate your entire educational experience at this institution?"

UHV Student Success

2.B.a. FTIC Retention Rate (first year): The percentage of students classified as first-time full-time degree seeking undergraduates who enter in the fall semester and who are enrolled in the following fall semester. Data are reported to IPEDS. (Data source: UHV Institutional Research)

2.B.b. Percentage of Graduate/Professional Students: The percentage of degree-seeking and non-degree seeking students enrolled at the graduate level during the fall semester. Data are reported to IPEDS. (Data source: UHV Institutional Research)

2.B.c. Pass Rate on Certification Exams-Education: The percentage of UHV students passing the exam for teacher certification. (Data source: UHV Institutional Research)

2.B.d. Pass Rate on Certification Exams-Nursing: The percentage of UHV students passing the exam for nursing certification. (Data source: UHV Institutional Research)

2.B.e. Underrepresented Group Graduation Rates: The percentage of full-time undergraduate transfer students (African-American, Hispanic, Native American) who graduate within four years. (Data source: UHV Institutional Research)

2.B.f. Course Completion Rate: Of the attempted semester credit hours (SCH), the percentage of SCH completed at the end of the fall semester as reported to the Texas Legislative Budget Board. (Data source: UHV Institutional Research)

Community Advancement

3.a. % Baccalaureate Graduates Enrolled in Graduate Courses or Employed in Texas in One Year: The percentage of baccalaureate level graduates who enroll in graduate education or who are employed in Texas within one year of graduation. (Data source: Texas Higher Education Coordinating Board)

3.b. Number of Courses with Community Engagement Activities Offered Annually: Community engagement activities have been defined as practicum courses and are based on fiscal year data. (Data source: UHV Institutional Research)

3.c. Small Business Development Center

Contributions (Capital Raised): Amount of capital raised through the Small Business Development Center for business and job creation, retention, and expansion, as reported to the Small Business Administration. (Data source: UHV Small Business Development Center)

Access and Outreach

4.a. Enrollment of Underrepresented Students: Enrollment of African-American, Hispanic, and Native American students in the fall semester as reported to the THECB. (Data source: UHV Institutional Research)

4.b. First Generation College Graduates: Percentage of graduating baccalaureate students whose parents did not graduate from college. Parents are defined only as birth parents, adoptive parents, or legal guardians. Data are reported to the LBB. (Data source: UHV Institutional Research)

4.c. Online and Distance Education (Course Offered/Students Enrolled): Online courses offered and enrollment for the fall semester as reported to the THECB. (Data source: UHV Institutional Research)

4.d. Affordability - Ranking in State: Tuition and fee ranking in the state as reported by the THECB Tuition and Fee Data Report. (Data source: UHV Institutional Research and THECB)

Athletic Competitiveness

5.a. Total Team Sports Wins: The total number of wins earned by the university's athletic teams on an annual basis. (Data source: NAIA)

5.b. Season Attendance Baseball/Softball: The average attendance at men's baseball and women's softball games calculated on an annual basis. (Data source: UHV Athletics)

5.c. Post Season Qualifiers: The total number of the university's athletic teams and individual student athletes that qualify for post season participation. (Data source: NAIA)

Competitive Resources

6.a. Total State Appropriations per FTE Student: The amount of state funds appropriated to the university per full time equivalent student, as reported by the THECB.

6.b. Total Expenditure per FTE Student: The amount of funds expended by the university per full-time equivalent student, as reported by the THECB.

6.c. Endowment: The amount of funds held by endowments and foundations for the university as reported to the National Association of College and University Business Officers (NACUBO) in June of each year. (Data source: UHS Office of Treasurer)

6.d. Total Annual Giving: The amount of contributions to the university in the form of cash, securities, company products, and other property from alumni, non-alumni individuals, corporations, foundations, religious organizations, and other groups. Data are reported to the Council for Aid to Education on an annual basis. (Data source: UHS Advancement)

University of Houston Progress Card

2012-13 DATA ARE PRELIMINARY.

Annual Performance

Increase/Decrease

1. Nationally Competitive Research University	Annual Performance			Increase/Decrease	
	Base Year (2007-08)	2011-12	2012-2013	From Last Year	From Base Year
1.a. Total Research Expenditures	\$73,542,000	\$113,709,000	\$116,175,000	\$2,466,000	\$42,633,000
1.b. Federal Research Expenditures	\$40,116,000	\$59,580,000	\$67,227,000	\$7,647,000	\$27,111,000
1.c. Number of Graduate Programs Ranked in Top 50	4	7	8	1	4
1.d. Number of Citations	20,828	26,739	41,172	14,433	20,344
1.e. Number of Doctorates Awarded	239	284	305	21	66
1.f. Number of Postdoctoral Appointees	158	210	213	3	55
2.A. UH System: Student Success					
2.A.a. Total Enrollment	34,663	39,820	40,749	929	6,086
2.A.b. Transfer Retention Rate (First Year)	77%	77%	79%	2%	2%
2.A.c. Transfer Graduation Rate (4 Year)	58%	61%	60%	-1%	2%
2.A.d. Total Degrees Awarded	6,961	7,840	8,252	412	1,291
2.A.e. Student Satisfaction (Exiting Seniors)	77% (2001)	79%	81%	2%	4%
2.B. UH: Student Success					
2.B.a. FTIC Retention Rate (First Year)	77%	81%	83%	2%	6%
2.B.b. FTIC Graduation Rate (6 Year)	43%	46%	46%	0%	3%
2.B.c. Percentage of Graduate/Professional Students	20%	20%	20%	0%	0%
2.B.d. Freshman Acceptance Rate	77%	63%	56%	-7%	-21%
2.B.e. Freshman Median SAT	1055	1114	1130	16	75
2.B.f. Course Completion Rate	88%	94%	95%	1%	6%
3. Community Advancement					
3.a. % Baccalaureate Graduates Enrolled in Graduate Courses or Employed in Texas in 1 Year	79%	75%	74%	-1%	-5%
3.b. Research Awards with Community Emphasis	121	148	194	46	73
4. Athletics Competitiveness					
4.a. University Athletics Overall Academic Progress Rate	944	958	958	0	14
4.b. Total Team Sports Wins	185	168	128	-40	-57
4.c. C-USA Championships (Individual/Team)	10/4	12/4	14/1	2/-3	4/-3
4.d. NCAA Post Season Qualifiers (Individual/Team)	36/5	32/9	31/9	-1/0	-5/4
4.e. Average Attendance (Football / Men's Basketball)	19,627/4,342	31,728/3,281	31,731/3,788	3/507	12,104/-554
5. Local and National Recognition					
5.a. National and Local Media Placements (Total Viewers/Market Value)	1.3B/\$118M	1.5B/\$132M	1.6B/\$137M	0.1B/\$5M	0.3B/\$19M
5.b. Web Site (Page Views/Visitors)	35M/10M	46M/13M	85M/26M	39M/13M	50M/16M
5.c. Messages Supporting Tier One (Impressions/Cost per Impression)	25M/\$0.012	513.8M/\$0.002	581.6M/\$0.001	67.8M/-\$0.001	556.6M/-\$0.011
6. Competitive Resources					
6.a. Total State Appropriations per FTE Student	\$6,695	\$6,995	\$6,645	-\$350	-\$50
6.b. Total Expenditures per FTE Student	\$19,413	\$20,135	\$20,007	-\$128	\$594
6.c. Endowment	\$583,733,523	\$589,762,363	\$579,263,732	-\$10,498,631	-\$4,469,791
6.d. Total Annual Giving	\$48,600,000	\$75,075,598	\$72,985,981	-\$2,089,617	\$24,385,981
6.e. Alumni Giving Rate	5.30%	12.6%	12.8%	0.2%	7.5%

BOR - F-25

Progress Card Definitions

Nationally Competitive Research University

1.a. Total Research Expenditures: Total research funds from all sources expended during a fiscal year and reported to the National Science Foundation (NSF). (Data source: UH Division of Research)

1.b. Federal Research Expenditures: Research funds from federal sources expended during a fiscal year and reported to the NSF. (Data source: UH Division of Research)

1.c. Number of Graduate Programs Ranked in the Top 50: The number of UH graduate programs cited annually by *U.S. News & World Report*, College Rankings, with a rank of 50 or better. (Data source: *U.S. News & World Report*)

1.d. Number of Citations: The number of citations received by UH faculty in articles referenced in Web of Science. This is a rolling five-year total. Articles and citations appearing in the last five years are counted. (Data source: Web of Science)

1.e. Number of Doctorates Awarded: The number of doctoral degrees awarded annually. This includes a PhD or other doctor's degree that requires advanced work beyond the masters. Special professional degrees are not included. Data are reported to IPEDS. (Data source: UH Institutional Research)

1.f. Number of Postdoctoral Appointees: The number of persons appointed by UH to provide support to a UH researcher for the purposes of research and/or scholarly development. Post doctoral appointees hold a doctoral degree awarded within the past 5 to 7 years. The number of postdoctoral appointees is reported to the NSF. (Data source: UH Institutional Research)

UH System Student Success

2.A.a. Total Enrollment: The total number of students enrolled during the fall semester at all levels, including full and part time enrollees. Data are reported to IPEDS. (Data source: UH Institutional Research)

2.A.b. Transfer Retention Rate (First-Year): The percentage of transfer students returning for enrollment for a second consecutive year. Transfer students are those who transfer to UH with at least 60 hours of completed coursework. (Data source: UH Institutional Research)

2.A.c. Transfer Graduation Rate (4-Year): The percentage of transfer students who graduate within four years. Transfer students are those

who transfer to UH with at least 60 hours of completed coursework. (Data source: UH Institutional Research)

2.A.d. Total Degrees Awarded: The total number of degrees awarded at all levels from July 1 to June 30 as reported to IPEDS. (Data source: UH Institutional Research)

2.A.e. Student Satisfaction Index: Percentage of students who rate their entire educational experience as good or excellent. Data are collected from the National Survey of Student Engagement (NSSE). The NSSE question reads: "How would you evaluate your entire educational experience at this institution?"

UH Student Success

2.B.a. FTIC Retention Rate (first year): The percentage of students classified as first-time full-time degree seeking undergraduates who enter in the fall semester and who are enrolled in the following fall semester. Data are reported to IPEDS. (Data source: UH Institutional Research)

2.B.b. FTIC Graduation Rate (6 year): The percentage of students classified as first-time full-time degree seeking undergraduates who graduate within 6 years. Data are reported to IPEDS. (Data source: UH Institutional Research)

2.B.c. Percentage of Graduate/Professional Students: The percentage of degree-seeking and non-degree seeking students enrolled at the graduate level during the fall semester. Data are reported to IPEDS. (Data source: UH Institutional Research)

2.B.d. Freshman Acceptance Rate: The percentage of students who are accepted as first-time full-time degree-seeking freshmen during the fall semester subsequent to their submission of a completed application. Data are reported to IPEDS. (Data source: UH Institutional Research)

2.B.e. Freshman Median SAT: The mid-point between the 25th and 75th percentiles of SAT scores (math plus reading) for first-time, full-time, degree-seeking freshmen at UH. Data are reported to IPEDS. (Data source: UH Institutional Research)

2.B.f. Course Completion Rate: Of the attempted semester credit hours (SCH), the percentage of SCH completed at the end of the fall semester as reported to the Texas Legislative Budget Board. (Data source: UH Institutional Research)

Community Advancement

3.a. % Baccalaureate Graduates Enrolled in Graduate Courses or Employed in Texas in One Year: The percentage of baccalaureate level graduates who enroll in graduate education or who are employed in Texas within one year of graduation. (Data source: THECB)

3.b. Research Awards with Community Emphasis: The number of research awards with a "Community Emphasis" focus, the determination of which is made by the principal investigator when submitting the proposal for funding. (Data source: UH Division of Research)

Athletic Competitiveness

4.a. University Athletics Overall Academic Progress Rate: A measure of the academic performance of student athletes devised and reported by the National Collegiate Athletics Association (NCAA). This standard measure is calculated and reported annually at the team, sport, gender, and university level for the purposes of determining the university's eligibility to offer athletic scholarships. (Data source: NCAA)

4.b. Total Team Sports Wins: The total number of wins earned by the university's athletic teams on an annual basis. (Data source: UH Athletics)

4.c. C-USA Championships (Individual/Team): The total number of Conference USA championships earned by the university's athletic teams and individual student athletes. (Data source: UH Athletics)

4.d. NCAA Post Season Qualifiers (Individual/Team): The total number of the university's athletic teams and individual student athletes that qualify for post season participation in a sport endorsed by the NCAA. (Data source: UH Athletics)

4.e. Average Attendance (Football/Men's Basketball): The average attendance at men's football and men's basketball games calculated on an annual basis. (Data source: UH Athletics)

Local and National Recognition

5.a. National and Local Media Placements (Total Viewers/Market Value): The total market value of UH news and feature stories in national and local publications and television broadcasts, as well as the number of readers and viewers of these stories. (Data source: MeltwaterNews Analytics)

5.b. Web Site (Page Views/Visitors): The total number of times pages are viewed throughout the UH web site. Visitors reflect those new and returning individuals who access the site. (Data source: Google Analytics)

5.c. Messages Supporting Tier One (Impressions/Cost per Impression): Messages supporting Tier One represent external marketing developed specifically for the Tier One initiative. Cost per impression represents impressions (aggregate audience, reported individually by each media entity) divided by actual expenditures on that media. (Data source: Google Analytics)

Competitive Resources

6.a. Total State Appropriations Per Student: The amount of state funds appropriated to the university per full-time equivalent student, as reported by the THECB.

6.b. Total Expenditures per FTE Student: The amount of funds expended by the university per full-time equivalent student, as reported by the THECB.

6.c. Endowment: The amount of funds held by endowments and foundations for the university as reported to the National Association of College and University Business Officers (NACUBO) in June of each year. (Data source: UH Office of Treasurer)

6.d. Total Annual Giving: The amount of contributions to the university in the form of cash, securities, company products, and other property from alumni, individuals, corporations, foundations, religious organizations, and other groups. Data are reported to the Council for Aid to Education on an annual basis. (Data source: UH Advancement)

6.e. Alumni Giving Rate: The percentage of alumni who contribute financially to the university during a fiscal year. Data are reported to *U.S. News and World Report*. This measure is a two-year average. (Data source: UH Advancement)

University of Houston System Progress Card

2012-13 DATA ARE PRELIMINARY.

Annual Performance

	Base Year (2007-08)	2011-12	2012-13
1. National Competitiveness			
1.a. Total Research Expenditures	\$74,966,000	\$118,131,449	\$120,436,745
1.b. Federal Research Expenditures	\$40,398,000	\$61,784,021	\$70,074,230
1.c. Total Research Awards	\$95,904,865	\$100,696,503	\$118,145,915
2. Student Access & Success			
2.a. Total Enrollment	56,762	65,256	67,154
2.b. Total Degrees Awarded	11,702	13,685	13,989
2.c. Percentage of Graduate/Professional Students	20.1%	20.2%	19.4%
2.d. Percentage of Residential Students	4.2%	8.4%	9.2%
2.e. Number of Underserved Students Enrolled	21,928	27,537	29,116
2.f. Number of Degrees Awarded to Underserved Students	3,673	4,769	5,110
2.g. Number of Degrees Awarded in Critical Fields	1,271	1,760	2,621
3. Community Advancement			
3.a. Research Awards with Community Emphasis	138	205	260
4. Competitive Resources			
4.a. Total Annual Giving	\$53,000,000	\$81,243,676	\$76,472,093
4.b. Total Endowment	\$653,294,000	\$662,990,110	\$652,105,721

Increase/Decrease

	From Last Year	From Base Year
1. National Competitiveness		
	\$2,305,296	\$45,470,745
	\$8,290,209	\$29,676,230
	\$17,449,412	\$22,241,050
2. Student Access & Success		
	1,898	10,392
	304	2,287
	-0.8%	-0.7%
	0.8%	5.0%
	1,579	7,188
	341	1,437
	861	1,350
3. Community Advancement		
	55	122
4. Competitive Resources		
	-\$4,771,583	\$23,472,093
	-\$10,884,389	-\$1,188,279

10/12/12
BOR - F-27

Progress Card Definitions

Nationally Competitive Research University

1.a. Total Research Expenditures: Total research funds from all sources expended during a fiscal year and reported to the National Science Foundation (NSF). (Data source: UHS Division of Research)

1.b. Federal Research Expenditures: Research funds from federal sources expended during a fiscal year and reported to the NSF. (Data source: UHS Division of Research)

1.c. Total Research Awards: Sponsored research awards received from external funding agencies. This includes new awards and additional funds received on existing awards. (Data source: UHS Division of Research)

Student Access and Success

2.a. Total Enrollment: The total number of students enrolled during the fall semester at all levels, including full and part time enrollees. Data are reported to IPEDS. (Data source: UHS institutional research offices)

2.b. Total Degrees Awarded: The total number of degrees awarded at all levels from July 1 to June 30 as reported to IPEDS. (Data source: UHS institutional research offices)

2.c. Percentage of Graduate/Professional Students: The percentage of degree-seeking and non-degree seeking students enrolled at the graduate level during the fall semester. Data are reported to IPEDS. (Data source: UHS institutional research offices)

2.d. Percentage of Residential Students: The percentage of students enrolled in the fall semester at all levels living in university-owned housing, including dorms and affiliated apartments. (Data source: UHS institutional research offices)

2.e. Number of Underserved Students Enrolled: The total number of African-American, Hispanic and Native American students enrolled in the fall semester at all levels and reported to the Texas Higher Education Coordinating Board (THECB). (Data source: UHS institutional research offices)

2.f. Number of Degrees Awarded to Underserved Students: The number of degrees awarded to African-American, Hispanic and Native American students at all levels during a fiscal year. Data are reported to the THECB. (Data source: UHS institutional research offices)

2.g. Number of Degrees Awarded in Critical Fields: The number of degrees award at all levels in computer science, engineering, math, and the physical sciences during a fiscal year. Data are reported to the THECB. (Data source: UHS institutional research offices)

Community Advancement

3.a. Research Awards with Community Emphasis: The number of research awards with a "Community Emphasis" focus, the determination of which is made by the principal investigator when submitting the proposal for funding. (Data source: UHS Division of Research)

Competitive Resources

4.a. Total Annual Giving: The amount of contributions to the system in the form of cash, securities, company products, and other property from alumni, non-alumni individuals, corporations, foundations, religious organizations, and other groups. Data are reported to the Council for Aid to Education on an annual basis. (Data source: UHS Division of Advancement)

4.b. Total Endowment: The amount of funds held by endowments and foundations as reported to the National Association of College and University Business Officers (NACUBO) in June of each year. (Data source: UHS Office of the Treasurer)

**UNIVERSITY OF HOUSTON SYSTEM
BOARD OF REGENTS AGENDA**

ITEM: Office of Advancement Update and Activities

DATE PREVIOUSLY SUBMITTED:

SUMMARY:

Eloise Dunn Stuhr, Vice Chancellor for University Advancement, will make a presentation to the Board that describes the case, timeline, and budget for a capital campaign.

SUPPORTING DOCUMENTATION: University of Houston Capital Campaign Timeline Presentation

FISCAL NOTE:

**RECOMMENDATION/
ACTION REQUESTED:** Information

COMPONENT: University of Houston System

CHANCELLOR

Renu Khator

DATE



University of Houston
CAPITAL CAMPAIGN

Board of Regents Meeting

October 12, 2012

Why Have a Campaign?



- 1. It's Our Time to Shine!**
- 2. Big Ideas Inspire Big Gifts**
- 3. Set Fundraising Bar to Tier One Heights**

UH Readiness?



1. Polish Big Rocks

ARTS

ATHLETICS

ENERGY

HEALTH

STUDENT SUCCESS

2. Build Volunteer Base


3. Explode Our Reach in Houston

What Stands Between Us & A Campaign?

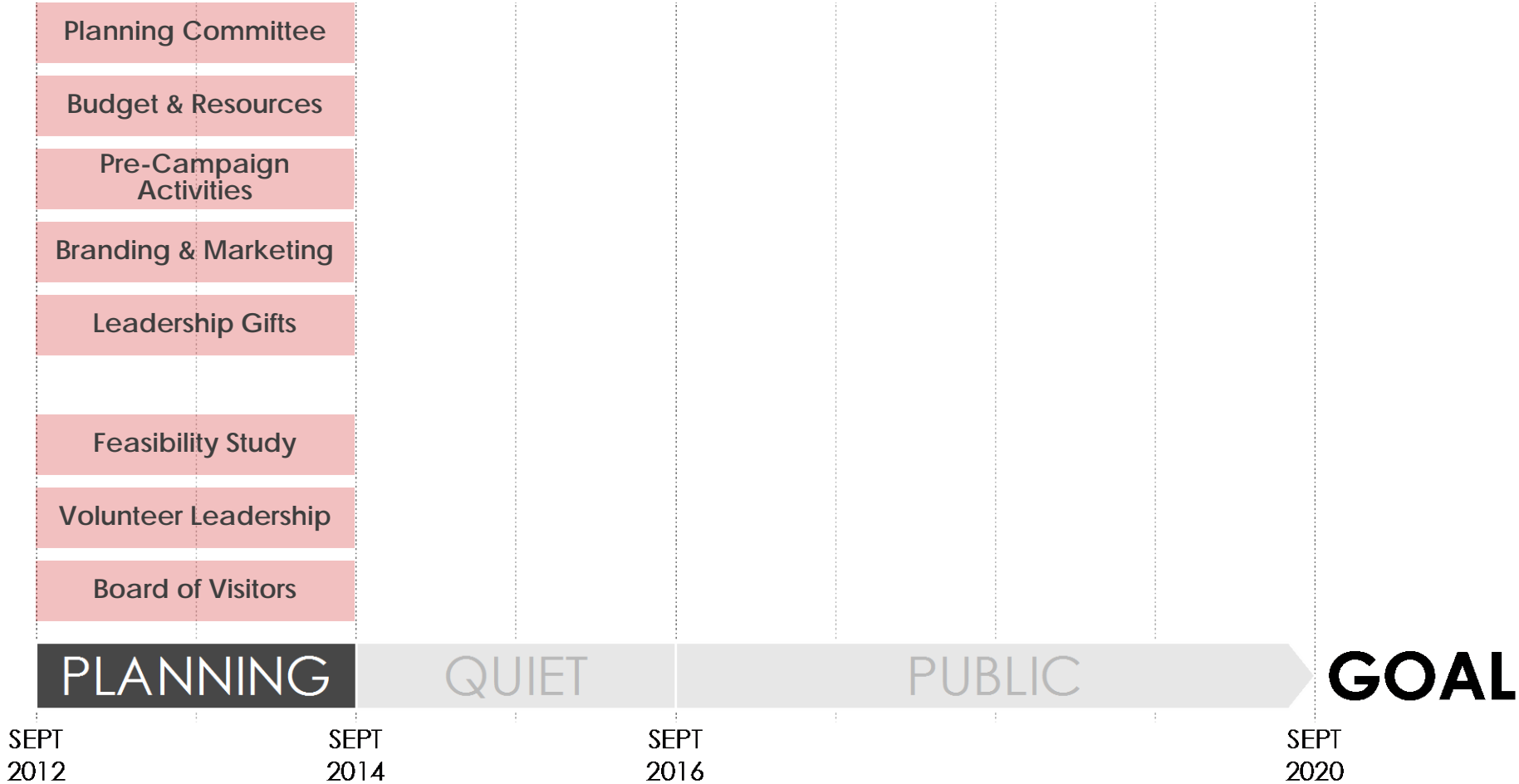


- 1. Resources & Campaign Budget**
- 2. Clearly Articulated Priorities**
- 3. Widespread Alumni Engagement**
- 4. Influential Volunteers
Committed to Our Success**

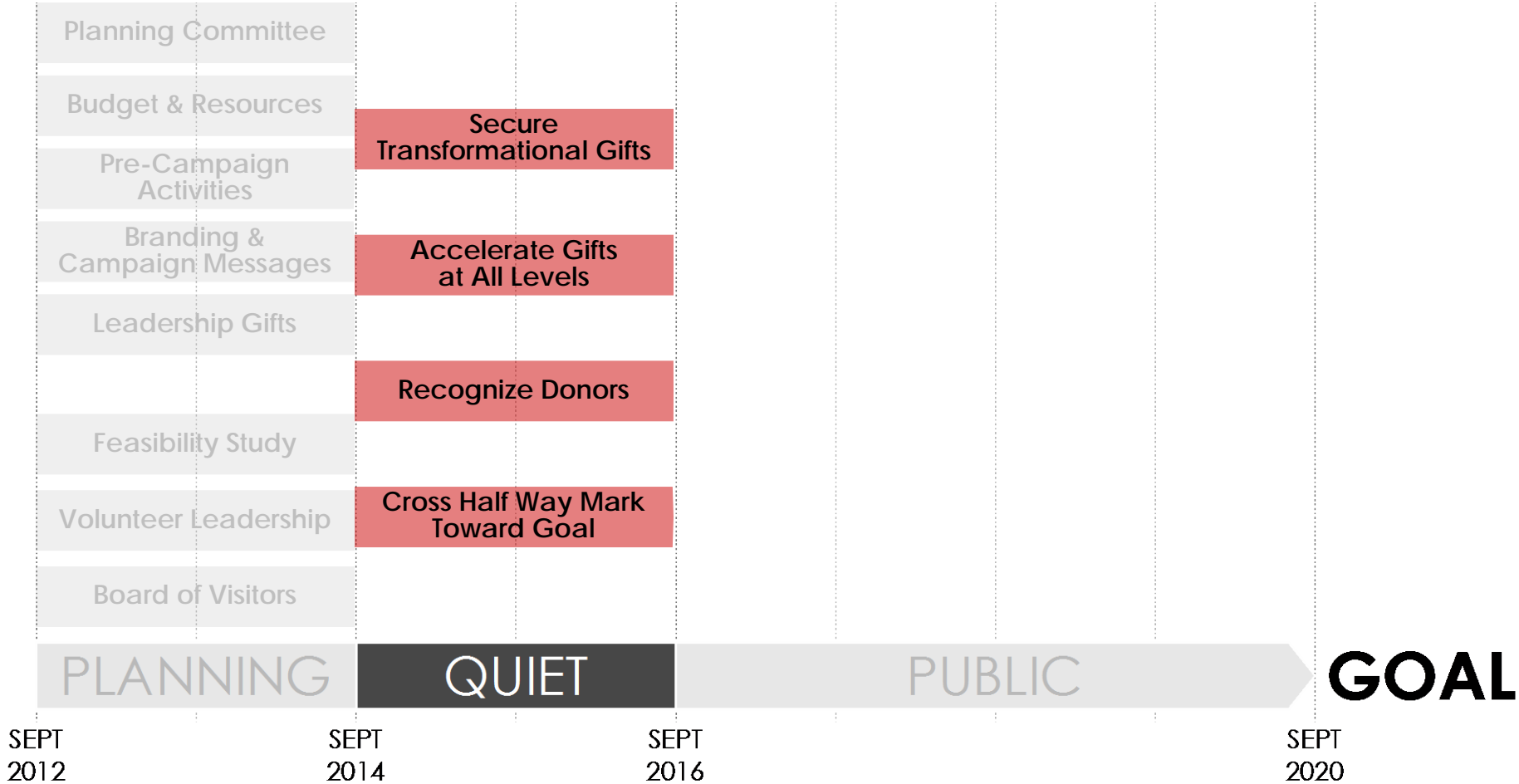
Campaign Timeline



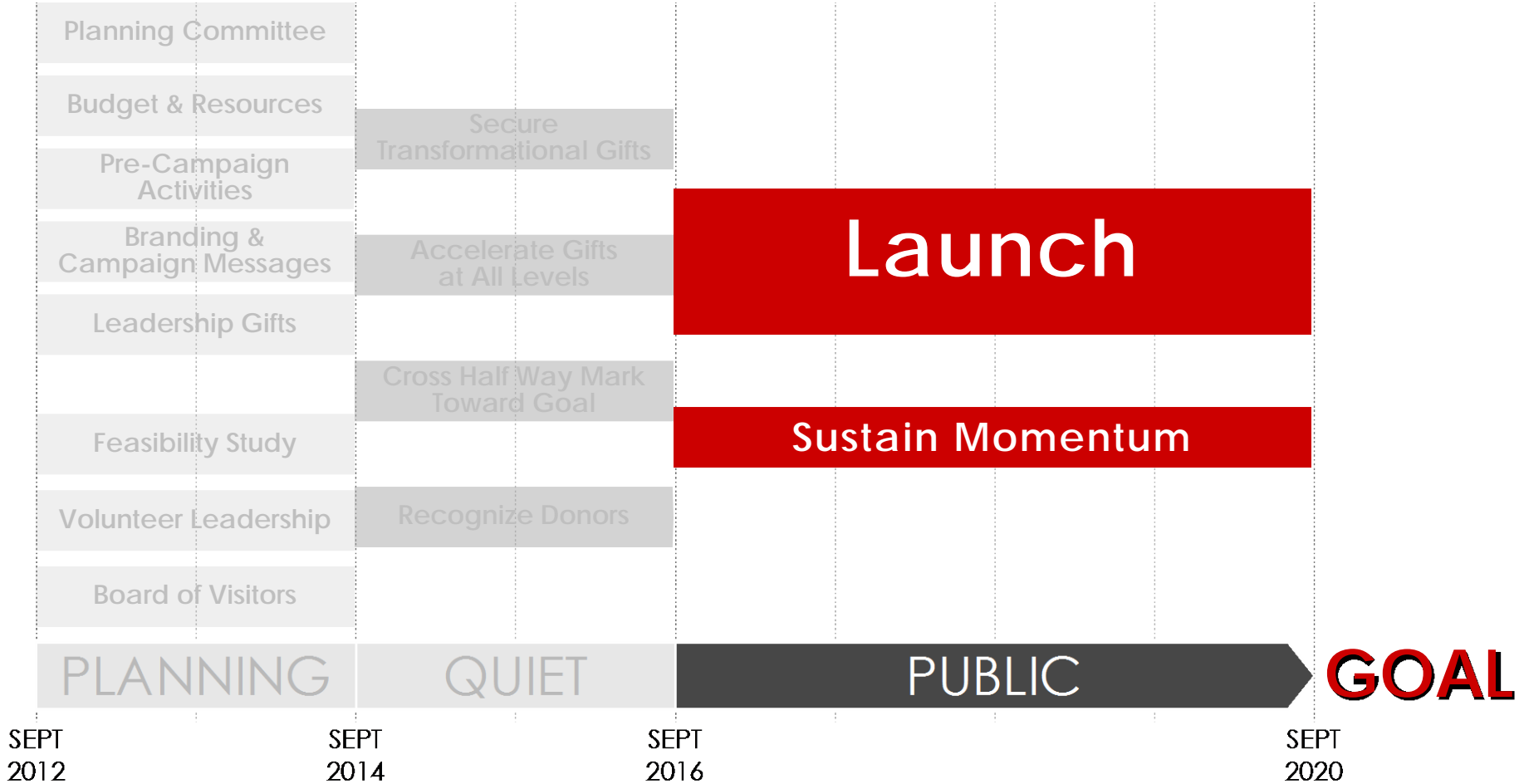
Campaign Timeline



Campaign Timeline



Campaign Timeline





CELEBRATE SUCCESS!

Getting to \$1 Billion: Increase Resources



Gifts of \$55–99M University of Houston



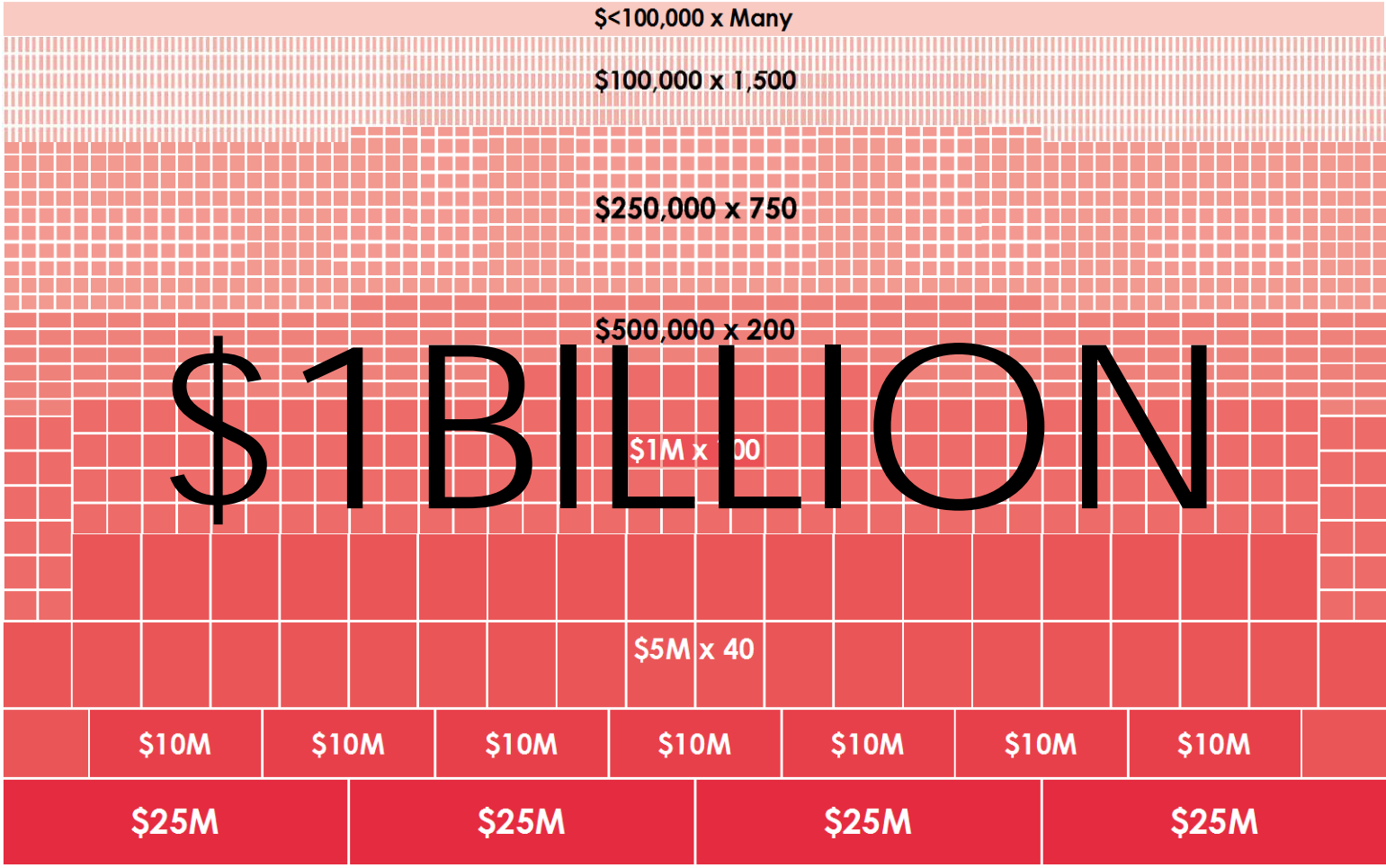
Gifts of \$55–99M National Average



GOAL: Gifts of \$100–199M



Getting to \$1 Billion: Increase Gifts



\$100M

\$150M

\$350M

\$400M

Requires a Collective Effort



BOARD OF REGENTS

CHANCELLOR

VOLUNTEERS

DONORS

ALUMNI

STUDENTS/FACULTY



**UNIVERSITY OF HOUSTON SYSTEM
BOARD OF REGENTS AGENDA**

ITEM: Discussion of the University of Houston System Strategic Direction

DATE PREVIOUSLY SUBMITTED:

SUMMARY:

The University of Houston System's mission, vision and goals will be reviewed and presented to the Board of Regents for discussion.

**SUPPORTING
DOCUMENTATION:**

FISCAL NOTE:

**RECOMMENDATION/
ACTION REQUESTED:** Information

COMPONENT: University of Houston System

CHANCELLOR

Renu Khator

DATE

**UNIVERSITY OF HOUSTON SYSTEM
BOARD OF REGENTS AGENDA**

ITEM: Office of Government Relations Update and Activities

DATE PREVIOUSLY SUBMITTED:

SUMMARY:

The Board of Regents will discuss the state and federal legislative agendas for the University of Houston System ahead of the 83rd Texas Legislature and the 113th United States Congress, which will begin in January 2013.

**SUPPORTING
DOCUMENTATION:**

FISCAL NOTE:

**RECOMMENDATION/
ACTION REQUESTED:** Information

COMPONENT: University of Houston System

CHANCELLOR

Renu Khator

DATE